

# McHale V6

VARIABLE  
CHAMBER  
BALER  
RANGE



[www.mchale.net](http://www.mchale.net)

The Professional Choice

# McHale V6

VARIABLE CHAMBER  
BALER RANGE



**O**ver the last decade the McHale range of balers have been operating in over 5 continents in some of the world's most difficult conditions. McHale balers have developed a reputation for providing high output, excellent reliability, operator comfort and top resale value.

# The Professional Choice



The V6 range consists of 2 models

**V660**

15 knife chopper variable  
chamber round baler

**V640**

Non-chopper variable  
chamber round baler



### 1. V6 Machine Guarding

The guarding on the V6 baler range has been designed using a durable twin skin composite. Once the guarding of the machine is opened up, the operator has easy access to the machine components.



### 2. Split Drive Gear Box



All machines in the V6 range are equipped with a split drive gear box, which ensures that power is evenly distributed. The rollers in the bale chamber are driven from the left hand side of the machine, and the pickup and chopper unit are driven from the right hand side of the machine. This system ensures direct short transfer paths, leading to optimal power distribution.



### 3. Pick Up

(i) McHale has tested various types of pick ups over the last number of years. After extensive testing it was decided that all machines in the V6 range would be fitted with a 2 metre galvanised high intake pick up. The 2 metre galvanised pick up lifts even the shortest of crop. The pick up is fitted with lateral feed augers that smoothly guide the crop into the chopping unit.

(ii) The pick up cam bearings are double raced to stand up to the most testing of conditions. The cam is fitted with a side inspection port that allows the operator to quickly check and change the cam bearings.



### 4. Rotor Design

(i) The star shaped feed rotor fitted behind the pick up on the V6 round baler ensures a high capacity flow of grass into the bale chamber. As crop enters the rotor, rotating tines feed the crop through to the bale chamber. The tines on the rotor ensure high output, while the star layout reduces the load peaks as the V6 round baler works in heavy swaths.



(ii) The feed rotor or chopping unit now boasts a heavy-duty rotor and comb. The rotor on all V6 machines is welded on both sides for superior strength and on the drive side the rotor is fitted with a double row bearing with a long service life.



### 5. Chopper Unit

(i) The knives in the chopping unit of the V660 can be engaged and disengaged from the tractor cab. When engaged, the knives extend into the spine of the rotor, which ensures a consistent cut quality. The knives have hydraulic protection.




- Firstly, knife working pressure is monitored and displayed on the control box. If the knife pressure becomes too high or too low, audible and graphic alarms are activated to notify the operator.



(ii) The knives in the chopping unit are made from hardened tool steel, which ensures long life and maximum productivity, through reducing the downtime associated with knife sharpening.



- Secondly, a sensor monitors the distance between the top of the knife and the spine on the rotor. If the knife moves out of position for any reason the operator is notified via the control box.



A. Knife sensor

(iii) To ensure that the machine always delivers a good chop quality, two monitoring systems have been put in place on the V660.





(iv) On the V660, the operator has the option to upgrade the chopper unit on the machines to a selectable knife system.



### 6. Drop Floor Unblocking System

(i) All machines in the V6 range are fitted with the McHale tried and tested drop floor unblocking system, a feature which operators have come to love for its simplicity of use and effective unblocking cycle. As baling conditions are not always ideal, uneven swaths can occur, which can lead to blockages. The McHale V6 baler range is fitted with a drop floor unblocking system, which means blockages can be fed through in three simple steps.



# McHale

MAKING  
BALING  
EASIER!



## 3 SIMPLE STEPS TO REMOVING A BLOCKAGE

1


2

3


### Drop the Floor

### Re-engage the PTO


### Reset the Floor



Should a blockage occur, the sound of the slip clutch alerts the operator who can hydraulically lower the floor from the tractor cab.



This widens the feed channel and on re-engaging the PTO the blockage can be fed through.



The floor can then be reset and baling can resume.

When operating the drop floor cycle on the V6 balers, the knives and the drop floor now drop together during the unblocking process, giving even more clearance to allow the blockage to be fed through.

On the V6 balers the drop floor is now equipped with a drop floor sensor, which indicates to the operator if the floor is open via the controlbox.



### 7. Bale Chamber & Bale Sizes



#### Bale Chamber & Bale Sizes



##### (i) Bale Chamber & Bale Sizes

The bale chamber on the McHale V6 is comprised of 3 heavy-duty endless belts. The belts are extremely hard wearing and are reinforced with synthetic material, which ensures that the belts can absorb and apply high pressure to the material in the bale chamber.

The V660 and V640 balers can make a bale from 0.7m (2'4") to 1.68m (5'6"). The bale size can be adjusted up from the minimum setting in increments of 20mm (3/4").



##### (ii) Bale Chamber Double Drive

The bale chamber on the McHale V6 range of balers has a double drive, in more difficult conditions, such as wet heavy grass, if the primary drive slips slightly, the secondary drive will engage to aid belt and material rotation.

##### (iii) Crop Flow Indicators

The McHale V6 range of balers is also fitted with crop flow indicators, which indicate to the operator via the control console, which side of the chamber need to be filled



##### (iv) Mechanical Tailgate Locking System

The tailgate on the V6 is fitted with a set of mechanical locks, which keep the bale chamber securely closed. These locks remain activated until, the preset bale size and density have been reached and the required amount of net has been applied. After netting, the locks release and allow the tailgate to open, releasing the high density bale.



### Oiling and Greasing



#### Continuous Oiling System

The McHale V6 range are all fitted with a continuous oiling system.

The continuous oiling system on the machine is driven off the gearbox and it ensures the following chains, all receive adequate amounts of oil;


- Chamber Drive Side Chains
- Rotor Drive Chain
- Pick Up Drive Chains
- Pick Up Cam Track



#### Greasing

Grease can be applied to the main bearings through a number of centralised greasing blocks. The following bearings are greased:

- Bale Chamber Drive Side
- Bale Chamber Non Drive Side
- Rotor Bearings (Drive and Non Drive Side)
- Pick Up Drive Gears




# McHale

MAKING  
BALING  
EASIER!



### 8. Vario Stretch Net System



A new high performance netter has been designed and developed for the V6 range.

The net tension can be simply adjusted on a variable pulley on the right hand side of the machine and a decal displays the various settings that can be achieved using the system, depending on the net quality being used. This netter is very reliable and features:

- 1. Endless adjustment of tension to ensure optimum net usage and bale shape.**
- 2. Capacity to take rolls of net wrap up to 1300mm.**
- 3. 180-degree wrap around on the rubber feed roller, eliminating any net slippage while feeding.**

#### Net Loading & Storage



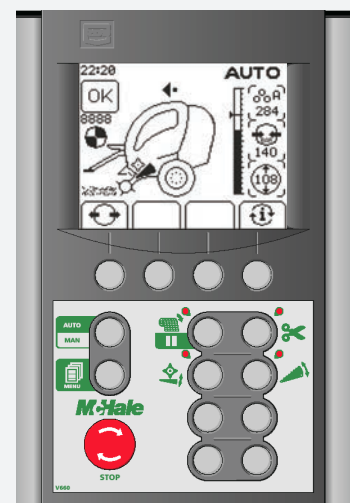
Net loading has been optimised on the V6 baler range by the simple yet very effective rock and roll net loading system. The operator simply releases the straps on the spare roll of net on the machine platform and rocks the net roll from its storage position over the lip in the platform and rolls it into the net box. Storage for an extra roll of net is provided on the baler platform.

#### Bale Kicker



When the finished bale is released from the chamber, the heavy-duty bale kicker ensures a clean separation between the machine and the netted high-density bale. The heavy-duty axle design gives greater ground clearance and the 8 stud axle configuration ensures the axle stands up to the most testing ground conditions.

#### Net Layer



The amount of net applied to the bale is set from the control unit. This can be adjusted from 1.1 to 6 layers per bale. The amount of net is automatically adjusted for different bale diameters.



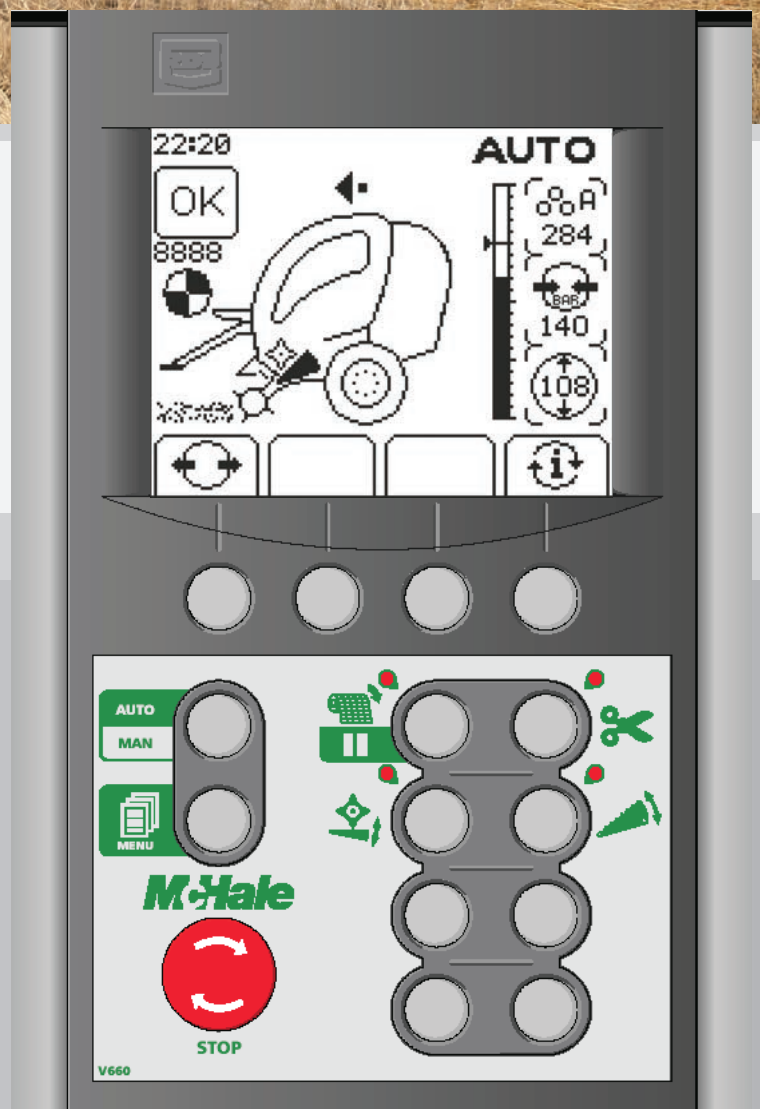
### V660 Expert Plus Control Console

The McHale V660 is fitted with an Expert Plus Control Console, which has a large graphic display. From the control console, the operator can adjust the following from the tractor cab;

- ▶ **BALE SIZE**
- ▶ **BALE DENSITY**
- ▶ **REVOLUTIONS OF NET BEING APPLIED**

The Expert Plus Control Console, also gives the operator the choice of selecting a soft or hard bale core, depending on the customers feed out requirements. The control console can also store 10 total and also features :

- ▶ **KNIFE DISPLAY**
- ▶ **DOOR POSITION DISPLAY**
- ▶ **DROP FLOOR DISPLAY**
- ▶ **LUBE ALARM**
- ▶ **PRE-WARNING BEEP**
- ▶ **NET METRES**
- ▶ **LUBE COUNT**



# McHale V660

## EXPERT PLUS CONTROL CONSOLE

### 1 BALE PROFILES

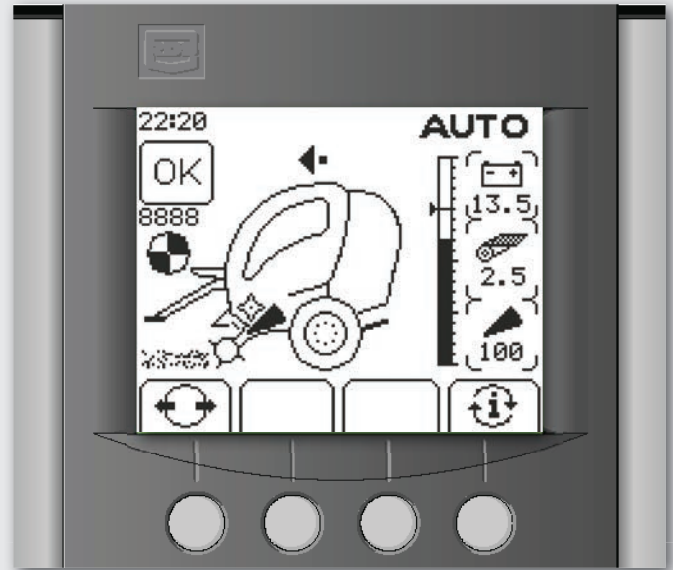
There are 5 bale profile settings for use in different crop types. Each setting will retain its own density/ net/ diameter settings so that the machine can easily be changed to work in different crops without needing to change a lot of settings.

### 2 CROP FLOW INDICATORS

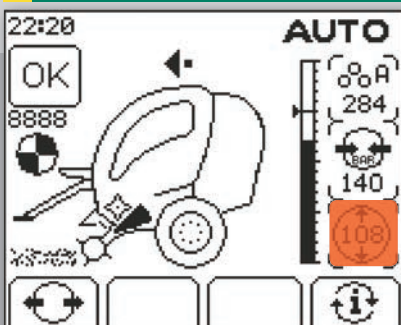
The V6 range of balers is fitted with crop flow indicators, which indicate to the driver via the control box, which side of the chamber needs to be filled. The crop flow indicators ensure that when the machine works in a light swath that the best bale shape is achieved.

### 3 BALE KICKER SENSOR

McHale V6 balers are fitted with a bale discharge sensor, which notifies the driver when the bale has left the bale chamber and passed over the bale kicker.

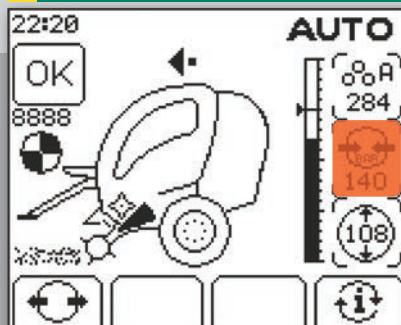


### 4 BALE DIAMETER



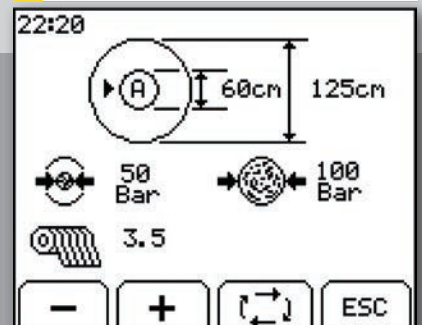
The bale diameter can be adjusted on the control box from 0.6 to 1.68m. The preset diameter setting is displayed on the bottom information block on the main screen as shown below and a live diameter reading is displayed as the bale is being formed. There is also a vertical bar graph which shows progress as the bale is being made.

### 5 BALE DENSITY



The density can be set from 0 - 200 bar from the control unit. Normally a maximum of 160 bar is adequate to produce good dense bales. A higher setting may be required in wet crop conditions.

### 6 CORE DIAMETER



The core diameter can be set from 60 - 130 cm and the scale is the same as that used for the overall bale diameter. This allows the operator to adjust the maximum size and density of the centre bale core.

# McHale V6

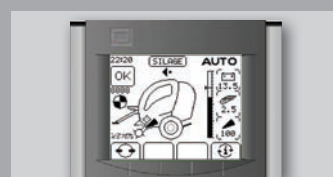
VARIABLE CHAMBER  
BALER RANGE



# McHale V6

## TECHNICAL CHARACTERISTICS

	V640	V660
<b>Dimensions &amp; Weight</b>		
Length	4.8m	4.8m
Width	2.54 / 2.58*	2.55 / 2.58*
Height	2.75m	2.75m
Weight	3700kg	4000kg
<b>Pick Up</b>		
Working width	2000mm	2000mm
Tine Bars	5	5
Tine Spacing	70mm	70mm
Short Crop Guard	Standard	Option
Crop Roller	Option	Standard
Pick Up Guide Wheels (pneumatic)	Standard	Standard
<b>Chopper Unit</b>		
Number of Knives	0	15
Theoretical Chop Length	-	65mm
Knife Protection	-	Hydraulic
Knife Deactivation	-	Hydraulic from Cab
Unblocking System	Drop Floor	Drop Floor
<b>Bale Chamber</b>		
Diameter (m)	0.6 up to 1,68	0.6 up to 1,68
Width (m)	1,23	1,23
Bale Chamber Feed	Feed rotor (F5400)	Feed rotor (F5500)
Number of Belts	3	3
<b>Net Wrap</b>		
Control	Manual or Automatic	Manual or Automatic
Net System	Vario Stretch	Vario Stretch
Net Roll Capacity	1+1 Storage	1+1 Storage
Net Adjustment	In Cab	In Cab
<b>Transmission</b>		
Gearbox	Double drive	Double drive
Main Drive Protection	Cam Clutch	Cam Clutch
Pick Up Protection	Slip Clutch	Slip Clutch
Chain Lubrication	Continuous	Continuous
<b>Control</b>		
Control System	Expert	Expert Plus
Operation	Semi-Automatic	Semi-Automatic
Density Adjustment	In Cab	In Cab
Bale Size Adjustment	In Cab	In Cab
<b>Other</b>		
Axle	8 Stud	8 Stud
Tyres Standard	460 / 65-20	500 / 50-22.5
Tyres Optional	500 / 50-22.5	
Bale Kicker	Standard	Standard
Road Lights	Standard	Standard
<b>Tractor</b>		
Minimum Power Requirement	55 kW (73 cv)	60 kW (80 cv)
Hydraulics	2 double acting spools 1 free flow return	2 double acting spools 1 free flow return
*Width will depend on tyre selection		





# McHale

## V6

VARIABLE  
CHAMBER  
BALER  
RANGE

McHale has evolved from a farm machinery retail outlet, which is still in existence today. This background has provided an excellent foundation for the design and manufacture of farm machinery, due to direct contact with the end user. Manufacturing takes place in a purpose built facility, which utilises the latest in laser and robotics manufacturing technology and operates to ISO 9001/2008 accreditation.

All research and development is conducted inhouse using leading edge technologies. Machines go through rigorous testing during the product development process and machine performance is constantly monitored. As a result, this ensures that product of the highest quality, specification and design are delivered to you. Which explains why a McHale product is truly "an investment in the future".



991B



998



V660



F5000



Fusion 3

# McHale

Ballinrobe,  
Co. Mayo, Ireland

T. 353 (0) 94 95 20300

F. 353 (0) 94 95 20356

E. sales@mchale.net

**DISTRIBUTED BY:**

[www.mchale.net](http://www.mchale.net)

**DISCLAIMER**

This literature is designed for worldwide circulation. Due to a continuing policy of product improvement, we reserve the right to alter specifications and constructions without notice. As machines are exported to many different countries, general information, pictures and descriptions are provided; these should be taken as approximate and may include optional equipment that is not part of the standard specification. Please consult your local dealer or distributor for further information.